

BODYBUILDER™ SWIVEL ARM ACCESSORIES

BodyBuilder™ Octagonal Tooling | Dimensions | Technical Specifications



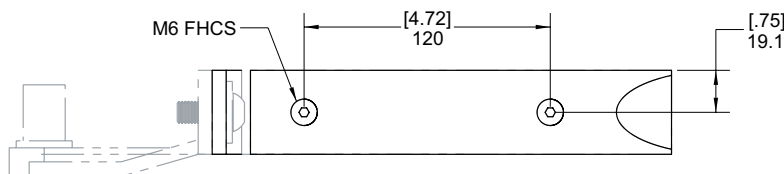
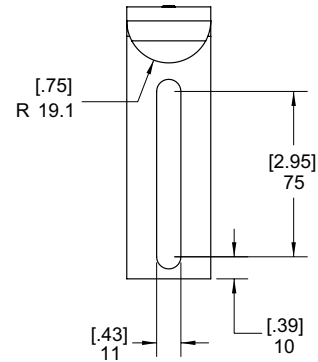
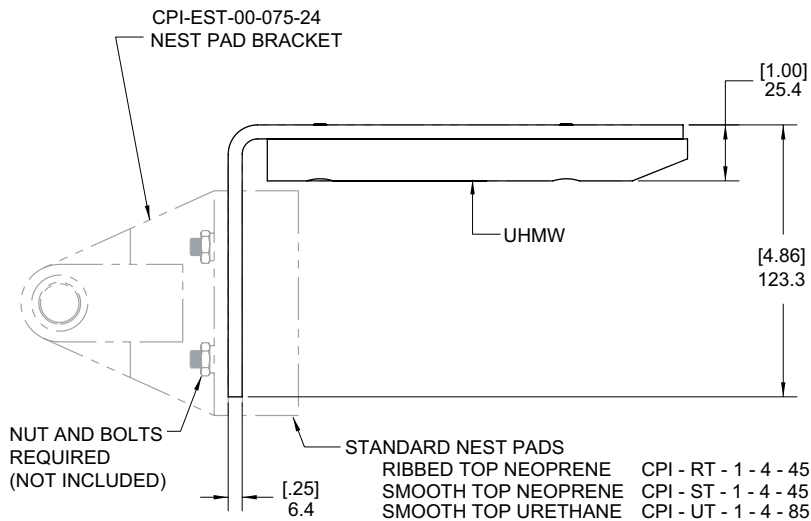
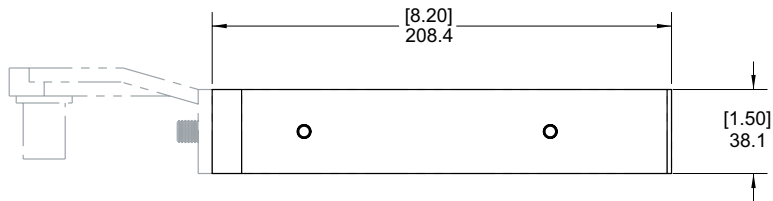

NPG-15RL-400 Rough Locator

Features:

- Mounts to Nest Pad Brackets and indirectly to BodyBuilder™ 30mm Swivel Arm Mount.

Specifications:

Max. Static Clamp Load:
271 Nm [200 ft-lb]
Material:
Bracket: Steel
Wear Surface: UHMW



Model Number	Weight
CPI-NPG-15RL-400	0.86 kg [1.90 lb]

Dimensions and technical information are subject to change without notice