



Griffserie TL.HH

Werkstoff und Oberfläche:
Griffschenkel aus stranggepresstem Aluminium AlMgSi 0,5; mattglänzend, naturfarben eloxiert. Rohr und Rohrverbindungsschrauben aus Edelstahl, Werkstoff-Nr. 1.4301; Rohr feingeschliffen.

Lieferumfang:
Grifftyp TL.HH-25 zur Montage inkl. Zylinderkopfschrauben mit Innensechskant M8 x 65 DIN 912, Muttern und Unterlegscheiben aus Edelstahl; anderer Grifftyp ohne Befestigungsmaterial.

Tragkraft:
min. 1.000 N.

Hinweis:
Weitere Ausführungsarten s.a. unter Typenreihe HH, Seite 88 bis 91.

Handle Series TL.HH

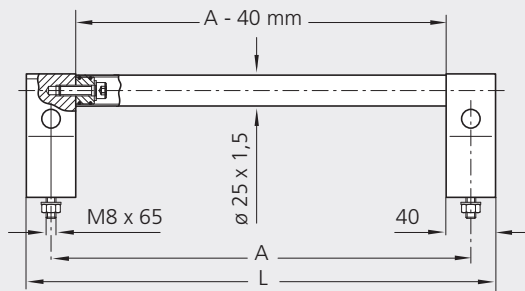
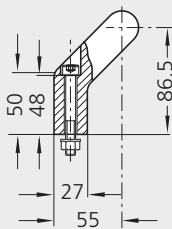
Material and surface:
Handle shanks of extruded aluminium AlMgSi 0.5; natural colour anodized with dull bright finish. Tube and tube connecting screws of stainless steel, clamping sleeves of stainless steel; tube fine ground

Scope of delivery:
Version TL.HH-25 for mounting incl. cheese head screws with hexagon sockets M8 x 65 DIN 912, nuts and washers of stainless steel; other version without fixing material.

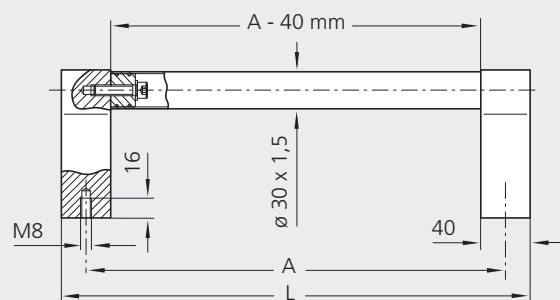
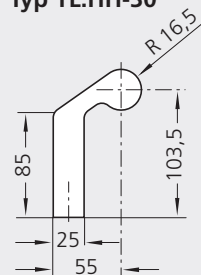
Stress resistance:
min. 1.000 N.

Note:
For other versions see also type series HH on page 88 to 91.

Typ TL.HH-25



Typ TL.HH-30



		Typ TL.HH-25	Typ TL.HH-30
A	L	Bestell-Nr. Order no.	Bestell-Nr. Order no.
200	240	TL.HH-25.200.37	TL.HH-30.200.37
300	340	TL.HH-25.300.37	TL.HH-30.300.37
400	440	TL.HH-25.400.37	TL.HH-30.400.37
500	540	TL.HH-25.500.37	TL.HH-30.500.37
600	640	TL.HH-25.600.37	TL.HH-30.600.37