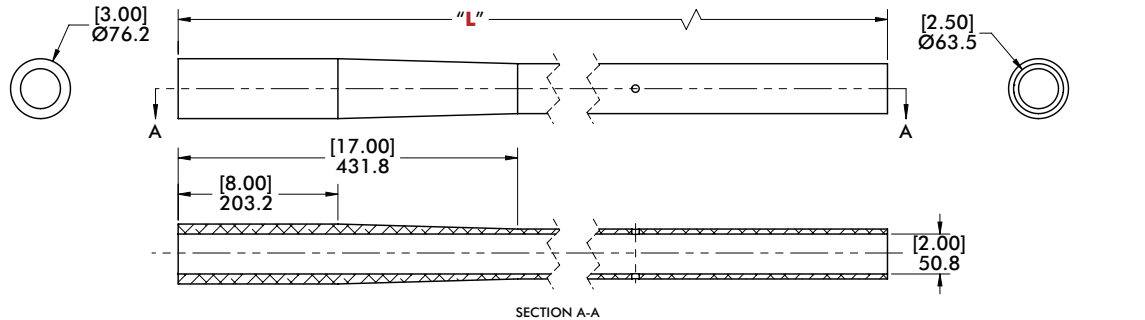


WORLD TOOL BOOMS

Round Tooling | Dimensions | Technical Specifications

PAT Ø3.00" Tapered Aluminum Main Booms




Model	"L"	Weight	Model	"L"	Weight
CPI-PAT-30TP-0M-1600	[62.99] 1600.0	[13.43 lb] 6.09 kg	CPI-PAT-30TP-1M-55	[55.00] 1397.0	[12.08 lb] 5.48 kg
CPI-PAT-30TP-0M-30	[30.00] 762.0	[7.91 lb] 3.59 kg	CPI-PAT-30TP-1M-60	[60.00] 1524.0	[12.95 lb] 5.87 kg
CPI-PAT-30TP-0M-34	[34.00] 863.6	[8.58 lb] 3.89 kg	CPI-PAT-30TP-1M-64	[64.00] 1625.6	[13.60 lb] 6.17 kg
CPI-PAT-30TP-0M-36	[36.00] 914.4	[8.91 lb] 4.04 kg	CPI-PAT-30TP-2M-55	[55.00] 1397.0	[12.08 lb] 5.48 kg
CPI-PAT-30TP-0M-60	[60.00] 1524.0	[12.95 lb] 5.87 kg			

WTTB World Tool Bayonet Boom

Material: Aluminum

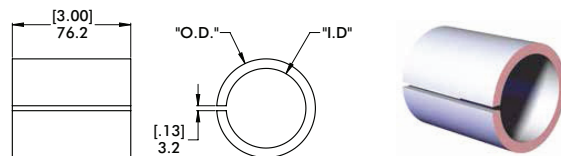
Part Number	ØD	A	Weight
CPI-WTTB-RDC-A6-EL10-60-2000	60mm	2000mm	9.3kg [20.50 lb]
CPI-WTTB-RDC-A6-EL10-25-64	2.5 in	64 in	8.0kg [17.60 lb]



CB Aluminum Bushing

For use in cooperation with Clamp Blocks.

Model	(Ø)"O.D."	(Ø)"I.D."	Weight
CPI-CB-15-10	1.50"(in)	1.00"(in)	[.76 lb] .34 kg
CPI-CB-20-15	2.00"(in)	1.50"(in)	[.81 lb] .37 kg
CPI-CB-25-20	2.50"(in)	2.00"(in)	[.81 lb] .37 kg



Dimensions and technical information are subject to change without notice